

STORM DOORS

Entry Door:

Andersen® 3000 Series w/ retractable screen

Colors: Sandstone, Bronze, Terratone or Almond w/ nickel or oil rubbed bronze hardware

Back Door:

Andersen® 2500 Series w/ retractable screen

Colors: Sandstone or Bronze w/ nickel or oil rubbed bronze hardware

Wizard Retractable Screen Door

Colors: Sandalwood or Brown

Can be found at these Home Depot Store Locations:

Home Depot on Milwaukee
1200 N. Milwaukee St.
Boise, ID 83704


Home Depot near Roaring Springs
1100 S. Progress Ave.
Meridian, ID 83642

3000 SERIES

Most popular features along with our easiest installation system

STANDARD FEATURES:

- Our thickest aluminum frame (1-1/2" thick) with reinforced corners for long-lasting smooth operation
- Premium double layer weatherstripping on top, bottom and sides for a weathertight fit
- Handle side edge seal for additional weather protection
- Push-button door stay keeps the door open while keeping your hands free
- Built-in keyed deadbolt lock for added security



ANDERSEN® 3000 SERIES FULLVIEW STORM DOOR WITH CLEAR GLASS

LIMITED LIFETIME WARRANTY

For additional Andersen® storm door features, please see page 4

3000 Series Style Options:

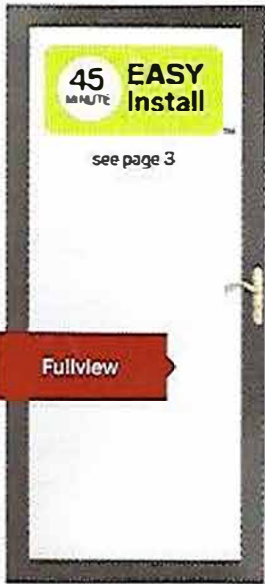
MODERN AND TRADITIONAL STYLE HANDLES
(Handle set sold separately)

<p>Modern in Brushed Dark Nickel*</p> 	<p>Traditional in Nickel</p> 	<ul style="list-style-type: none">  Nickel  Brass  Oil Rubbed Bronze*  Antique Brass*  Matte Black
<ul style="list-style-type: none">  Brushed Dark Nickel*  Metallic Stone  Matte Black 		

Nickel, matte black, metallic stone and brass handle sets feature TarnishGuard,™ a protective coating that helps maintain their attractive finish for years.

DOOR COLORS

			
White	Almond	Sandtone	Bronze
			
Forest Green	Terratone	Black	Cinnamon Toast



3000 Series | Fullview with Clear Glass

Our most popular seasonal ventilation storm door with our easiest installation system

ADDITIONAL FEATURES:



Optional Low-E Glass*
Improves energy efficiency by 29% over standard glass**



Etched



Regency



Diamond Light



Curved Etching



Curved Nickel

Optional Decorative Glass*



Custom Sizes
Available in standard as well as custom sizes



Seasonal Ventilation
Features interchangeable insect screen and glass panels (both included) for your choice of fresh air or full glass protection



3000 Series | Self-Storing with Clear Glass

Our most popular anytime ventilation storm door with our easiest installation system


ADDITIONAL FEATURES:



One-Hand Retractable Insect Screen
Our balanced retractable insect screen, designed for long-lasting smooth operation, conveniently rolls into the frame of the door and out of view when not in use



Optional Low-E Glass*
Improves energy efficiency by 29% over standard glass**



Diamond Light



V Groove



Straight Nickel

Optional Decorative Glass*



Custom Sizes
Available in standard as well as custom sizes



Anytime Ventilation
Features integrated insect screen system with a glass panel that moves up and down for full glass protection or fresh air


*Additional charge apply. See installation for details.
**Percent of glass values compared Low-E glass with standard glass. Not available in custom sizes.
† Comparison made to conventional Andersen aluminum insect screens.

2000 SERIES

Andersen quality at an uncommon value

STANDARD FEATURES:

- Aluminum frame (1-3/4" thick) with reinforced corners for long-lasting performance and smooth operation
- Single layer weatherstripping on top, bottom and sides to help reduce drafts
- Push-button door stay keeps the door open while keeping your hands free
- Built-in keyed deadbolt lock for added security



ANDERSEN® 2000 SERIES FULLVIEW STORM DOOR WITH ETCHED GLASS

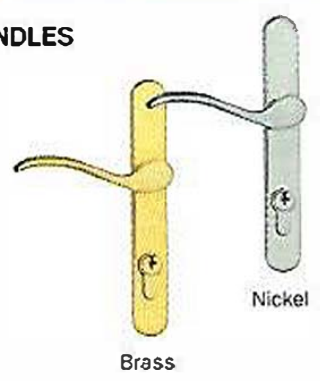
LIMITED LIFETIME WARRANTY

For additional Andersen® storm door features, please see page 4

2000 Series Style Options:

CLASSIC STYLE HANDLES

(Included with door)



DOOR COLORS





2000 Series | Fullview with Clear Glass

Seasonal ventilation storm door offering quality at an uncommon value with our 2 Hour Easy Install System

ADDITIONAL FEATURES:



Optional Low-E Glass*
Improves energy efficiency by 29% over standard glass**



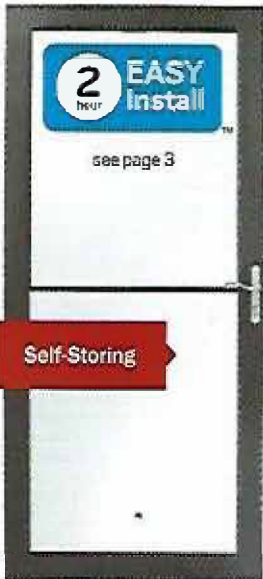
Etched

Optional Decorative Glass*



Seasonal Ventilation

Features interchangeable insect screen and glass panels (both included) for your choice of fresh air or full glass protection



2500 Series | Self-Storing with Clear Glass

Anytime ventilation storm door offering quality at an uncommon value with our 2 Hour Easy Install System

ADDITIONAL FEATURES:



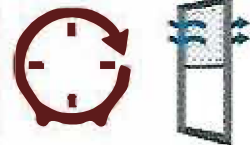
One-Hand Retractable Insect Screen
Retractable insect screen conveniently rolls into the frame of the door and out of view when not in use



Optional Low-E Glass*
Improves energy efficiency by 29% over standard glass**



Custom Sizes
Available in standard as well as custom sizes



Anytime Ventilation

Features integrated insect screen system with a glass panel that moves up and down for full glass protection or fresh air



Let us help you find your perfect storm door.
stormdoors.com

*Additional charges apply. Not available in custom sizes. See website for details.
**Center of glass values comparing Low-E glass with standard glass.